



February 07, 2024

Manager – Listing Compliance  
**BSE Limited**  
Floor 25, P J Towers, Dalal Street  
Mumbai -400 001

Manager- Listing Compliance  
**National Stock Exchange of India Ltd.**  
Exchange Plaza, C-1, Block G,  
Bandra Kurla Complex, Bandra (East)  
Mumbai-400051

Scrip code: 532640

Symbol: CYBERMEDIA

**Sub.: Newspaper Advertisement- Approval of Unaudited Financial Results for the quarter and nine months ended December 31, 2023**

Dear Sir/Madam,

Pursuant to Regulation 30 read with Regulation 47 of the SEBI (Listing Obligations and Disclosure Requirements) Regulations, 2015, please find enclosed copy of advertisement published in the newspapers, 'Financial Express'-English Edition and 'Jansatta'-Hindi Edition, both dated February 07, 2024, with respect to approval of unaudited financial results, consolidated and standalone, of the Company for the quarter and nine months ended December 31, 2023.

The advertisement copies are also available on the Company's website: [www.cybermedia.co.in](http://www.cybermedia.co.in).

This is for your information and record.

Yours truly,  
For Cyber Media (India) Limited

Anoop Singh  
Company Secretary  
M. No. F8264



## CYBER MEDIA (INDIA) LIMITED

CIN : L92114DL1982PLC014334

Registered Office: D-74, Panchsheel Enclave, New Delhi - 110 017, Tel. 011-26491320

Corporate Office: Cyber House, B-35, Sector-32, Gurugram - 122 003, Haryana. Tel. 0124-4822222

Website: www.cybermedia.co.in; Email: investorcare@cybermedia.co.in

Unaudited Consolidated Financial Results for the Quarter and Nine Months Ended December 31, 2023

(Rupees in Lakhs)

Sr. No.	Particulars	Quarter Ended			Nine Months Ended		Year Ended
		12/31/2023 (Unaudited)	9/30/2023 (Unaudited)	12/31/2022 (Unaudited)	12/31/2023 (Unaudited)	12/31/2022 (Unaudited)	3/31/2023 (Audited)
1	Total income from operations	2,488.11	2,947.39	1,952.74	7,612.42	5,542.69	7,842.89
2	Net profit / (loss) for the period before tax and exceptional items	157.61	116.91	87.75	368.63	261.45	375.37
3	Net profit / (loss) for the period before tax and after exceptional items	125.65	115.99	688.77	317.70	862.47	975.39
4	Net profit / (loss) for the period after tax	99.10	84.38	310.44	244.17	433.33	498.82
5	Total comprehensive income for the period	97.60	82.88	305.44	239.67	422.33	493.57
6	Paid-up equity share capital	1,566.72	1,566.72	1,566.72	1,566.72	1,566.72	1,566.72
7	Other Equity	(1,992.95)	(2,030.35)	(1,506.31)	(1,992.95)	(1,506.31)	(2,026.36)
8	Earnings per share (Face value per share Rs.10/-each)						
	a) Basic (Rs. per share)	0.63	0.54	1.98	1.56	2.77	3.18
	b) Diluted (Rs. per share)	0.63	0.54	1.98	1.56	2.77	3.18

Notes:

1 The above consolidated financial results have been reviewed by the Audit Committee at its meeting held on February 1, 2024 and approved and taken on record by the Board of Directors at its meeting held on February 6, 2024.

2 Standalone Information:

Particulars	Quarter Ended			Nine Months Ended		Year Ended
	12/31/2023 (Unaudited)	9/30/2023 (Unaudited)	12/31/2022 (Unaudited)	12/31/2023 (Unaudited)	12/31/2022 (Unaudited)	3/31/2023 (Audited)
Total Revenue	375.29	431.01	290.07	1,202.90	1,177.28	1,545.04
Profit before tax	0.59	1.58	599.45	4.22	649.92	662.17
Profit after tax	0.59	1.58	248.80	4.22	299.27	309.53
Other comprehensive income (OCI)	-	-	-	-	-	(1.03)
Total comprehensive income (Net of tax)	0.59	1.58	248.80	4.22	299.27	308.50

3 The above is an extract of the detailed format of financial results filed with the Stock Exchanges under Regulation 33 of the SEBI (Listing Obligations and Disclosure Requirements) Regulations, 2015. The full format of the standalone and consolidated financial results are available on stock exchanges' website BSE (www.bseindia.com) & NSE (www.nseindia.com) and on Company's website (www.cybermedia.co.in).

4 Figures for the previous corresponding period have been regrouped, wherever considered necessary.

By Order of the Board

Sd/-









Pradeep Gupta

Chairman and Managing Director

DIN 00007520

Place: New Delhi

Dated: 06/02/2024



Place: New Delhi  
Date : February 06, 2024

for Lemon Tree Hotels Limited  
Sd/-  
**Patanjali G. Keswani**  
(Chairman & Managing Director)  
DIN: 00002974



## CYBER MEDIA (INDIA) LIMITED

CIN : L92114DL1982PLC014334

Registered Office: D-74, Panchsheel Enclave, New Delhi - 110 017, Tel. 011-26491320

Corporate Office: Cyber House, B-35, Sector-32, Gurugram - 122 003, Haryana. Tel. 0124-4822222

Website: www.cybermedia.co.in; Email: investorcare@cybermedia.co.in

Unaudited Consolidated Financial Results for the Quarter and Nine Months Ended December 31, 2023

(Rupees in Lakhs)

Sr. No.	Particulars	Quarter Ended			Nine Months Ended		Year Ended
		12/31/2023 (Unaudited)	9/30/2023 (Unaudited)	12/31/2022 (Unaudited)	12/31/2023 (Unaudited)	12/31/2022 (Unaudited)	3/31/2023 (Audited)
1	Total income from operations	2,488.11	2,947.39	1,952.74	7,612.42	5,542.69	7,842.89
2	Net profit / (loss) for the period before tax and exceptional items	157.61	116.91	87.75	363.63	261.45	375.37
3	Net profit / (loss) for the period before tax and after exceptional items	125.65	115.99	688.77	317.70	862.47	975.39
4	Net profit / (loss) for the period after tax	99.10	84.38	310.44	244.17	433.33	498.82
5	Total comprehensive income for the period	97.60	82.88	305.44	239.67	422.33	493.57
6	Paid-up equity share capital	1,566.72	1,566.72	1,566.72	1,566.72	1,566.72	1,566.72
7	Other Equity	(1,992.95)	(2,030.35)	(1,506.31)	(1,992.95)	(1,506.31)	(2,026.36)
8	Earnings per share (Face value per share Rs.10/-each)						
	a) Basic (Rs. per share)	0.63	0.54	1.98	1.56	2.77	3.18
	b) Diluted (Rs. per share)	0.63	0.54	1.98	1.56	2.77	3.18

Notes:

- The above consolidated financial results have been reviewed by the Audit Committee at its meeting held on February 1, 2024 and approved and taken on record by the Board of Directors at its meeting held on February 6, 2024.
- Standalone Information:

Particulars	Quarter Ended			Nine Months Ended		Year Ended
	12/31/2023 (Unaudited)	9/30/2023 (Unaudited)	12/31/2022 (Unaudited)	12/31/2023 (Unaudited)	12/31/2022 (Unaudited)	3/31/2023 (Audited)
Total Revenue	375.29	431.01	290.07	1,202.90	1,177.28	1,545.04
Profit before tax	0.59	1.58	599.45	4.22	649.92	662.17
Profit after tax	0.59	1.58	248.80	4.22	299.27	309.53
Other comprehensive income (OCI)	-	-	-	-	-	(1.03)
Total comprehensive income (Net of tax)	0.59	1.58	248.80	4.22	299.27	308.50

- The above is an extract of the detailed format of financial results filed with the Stock Exchanges under Regulation 33 of the SEBI (Listing Obligations and Disclosure Requirements) Regulations, 2015. The full format of the standalone and consolidated financial results are available on stock exchanges' website BSE (www.bseindia.com) & NSE (www.nseindia.com) and on Company's website (www.cybermedia.co.in).
- Figures for the previous corresponding period have been regrouped, wherever considered necessary.

By Order of the Board  
Sd/-

Pradeep Gupta

Chairman and Managing Director

DIN 00007520

Place: New Delhi  
Dated: 06/02/2024

**DATAQUEST**

**PCQUEST**  
UNDERSTAND CHOOSE IMPLEMENT IT

**CMR**  
Insights powered by research

**CIOL**  
AN ANALYST

**VOICES & DATA**  
THE BUSINESS OF COMMUNICATIONS

**living digital**

**GLOBAL SERVICES**  
Solutions for service, health, insurance and technology

**THE DQ WEEK**

**DQ Channels**

**VOICES & DATA**  
**ConnectT**

**DARE**